



## English -Pupil's notes

### Theme - Identity

#### Introduction

#### **Brian Hatton (1887-1916)**

Brian was born in Hereford and he spent most of his childhood and early adult life there. Brian lived with his family in Whitecross and later Broomy Hill, Hereford. As a young child he made remarkable drawings, which showed his natural artistic ability. His parents, Amelia and Alfred, encouraged his talent. In 1898, at the age of eleven he was awarded the 'Gold Star' by the Royal Drawing Society. Following this the artist G.F. Watts took a keen interest in his development and became his mentor. Brian's younger sisters, Ailsa Marr (b.1893) and Marjorie (b.1895), became the subject of many of his works. Brian suffered from asthma as a boy and spent periods of time in Swansea for health reasons. As a young man, he travelled at home and abroad. In 1908, he travelled to Egypt as part of the Petrie expedition. He continued to love Herefordshire, where his work was inspired by local people and places. On his travels and later as a soldier, he recorded the people and places around him.

Brian had a studio in London, where he began his professional career as a portrait painter. Tragically, Brian was killed in action in Egypt, whilst serving with the Worcester Yeomanry, in the First World War. He died on 23rd April, 1916. He left a wife, Lydia May and a daughter, Mary Amelia (b.1915). Had he not belonged to the generation who fought in the First World War, Brian may have become known nationally as a talented artist.

During his life, he created over 1000 art works including oil paintings, watercolours, and pencil and pastel drawings, together with a small number of prints. His subjects included: landscape views, horses and other animals, agricultural activities and country people. He also drew imaginative subjects inspired by literature. When he began to accept commissions, he painted portraits, some of which were of local people.

#### **Brian Hatton - timeline**

1887: 12th August, was born at Carlton Villa, Whitecross, Hereford.

1893: Brian's sister, Ailsa Marr Hatton was born

1895: Hatton family moved to Mount Craig, Broomy Hill, Hereford.

1895: Brian's sister, Marjorie Hatton was born.



- 1895: Aged 8, awarded his first medal by the Royal Drawing Society.
- 1897: Aged 10, sent to Swansea for health reasons, stayed with Dr and Mrs Lancaster.
- 1898: Awarded the 'Gold Star' of the Royal Drawing Society. The artist G F Watts admired Brian's talent and began to take a keen interest in his development.
- 1899: Became a pupil at Swansea Grammar School.
- 1904: Visited St Ives and Newlyn, Cornwall.
- 1905: Attended Trinity College, Oxford.
- 1906: Visited Amsterdam and the Hague with his uncle, Charles Marr.
- 1906: Attended Hospitalfields Art School, Arbroath, Scotland.
- 1908: Shared rooms in London with his cousin, Geoffrey Vevers.
- 1908: Set up a studio at home in Mount Craig, Hereford.
- 1908: Travelled to Egypt to accompany the archaeological expedition of Professor (later Sir) William Flinders Petrie.
- 1909: 27th July, Brian's mother, Amelia Hatton died.
- 1910: November, visited Paris, paints at the Academie Julien.
- 1912: January, shared a studio in London with friend, Gerald Siordet. Worked on portrait commissions.
- 1914: 4<sup>th</sup> September, joined the Worcester Yeomanry.
- 1914: 5th November, married Lydia May Bidmead of Hereford in Newbury.
- 1915: 21st September, Brian's daughter, Mary Amelia was born.
- 1916: 23rd April Easter Sunday, Brian was killed in action at Oghratina, Egypt.

## Lesson activities - Secret thoughts

**Key question - What secret thoughts lie behind the images?**

### Podcast

There is a podcast of an expert talking about the character of Brian Hatton as shown through his letters– go to [Identity, Podcasts](#)

### Resources

Activity sheets showing images from the suitcase image bank of:

- Paint box
- Sketching Neddy
- Photo of family at tea
- Two sisters
- Sick dog – all images found at the end of this document

### Useful web links



<http://comic-life.en.softonic.com/download#pathbar>

You may wish to use this free comic life download to complete this activity using IT.

### Activity 1 - Secret thoughts

Using the activity sheets listed in the resources section, (available at the end of this document), work in pairs to fill in the following for each of the images:

It might be helpful to think about the relationship between the figures / objects in the images.

- **the secret thoughts** 
- **dialogue** 
- **caption**

### Activity 2 - Diary


Choose one of the images. Write a diary entry for one of the characters. Think about their relationship with the other characters.

### Activity 3 - Perspectives

Choose one of the images. Create a short descriptive piece using one of the titles below, where each paragraph is one person's perspective. Consider the kind of character they are and what kind of language they would use.

Paint box	Last one in the box
Sketching Neddy	Standing on the hill
Photo of family at tea	Somewhere else I'd rather be
Two sisters	The tennis match
Dog in bed	The accident

NAMES



NAMES



CAPTION

*NAMES*



*CAPTION*

The image features a central painting of two young women in late 19th-century attire. They are dressed in long, white, high-waisted dresses with dark bows at the neck and long black stockings. Both wear light-colored bonnets with lace. The woman on the right holds a wooden tennis racket. The background is a simple interior with a large vase on the right. The entire scene is enclosed in a white border. Above the women are two large, empty thought bubbles. In the top right corner of the border is a rectangular box labeled 'NAMES'. In the bottom center is a rectangular box labeled 'CAPTION'.

A hand-drawn illustration of a bedroom scene. The room contains a bed with a headboard and footboard, a desk with a chair, and a window with curtains. The drawing is annotated with several empty shapes for student input:

- A large empty rectangle on the left side of the page.
- A large empty oval in the center of the room.
- A large empty cloud shape on the left side of the room.
- A large empty cloud shape on the right side of the room.
- A small empty rectangle at the bottom right corner, labeled "NAMES".
- Several smaller empty ovals scattered throughout the scene, including one near the desk and one near the bed.